

olivetti



d-COPIA 2500MF and 3000MF

MULTI-FUNCTION DIGITAL SYSTEMS

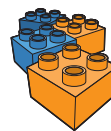
BLACK&WHITE



MULTIFUNCTION



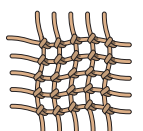
MODULAR



COMPACT



NETWORK



d-COPIA 2500MF and 3000MF

MULTI-FUNCTION DIGITAL SYSTEMS

THE MODERNITY OF BLACK AND WHITE

A3 monochrome digital multi-function devices to rationalise productivity and reliability needs in today's office.



MAIN CHARACTERISTICS

NETWORK COPIER, PRINTER AND SCANNER	COLOUR SCANNER WITH IMAGE CAPTURE OF BOTH SIDES OF THE DOCUMENT
OPTIONAL NETWORK FAX	80 GB HARD DISK AND 512 MB RAM
POWERFUL 400 MHZ CPU PROCESSOR FOR RAPID DATA PROCESSING	OPTIONAL DATA SECURITY KIT FOR SECURITY AND CONFIDENTIALITY

MODULARITY

The Olivetti d-Copia 2500MF and d-Copia 3000MF are based on a copier architecture offering standard **network print and scan functions**, as well as support for the cost-effective Internet Fax service to enable users to implement a **network fax** capability at any time.

All functions can be enhanced with **additional modules to tailor performance to specific user needs**. Paper management options include two finishing units, a duplex automatic document feed, two additional 500-sheet paper trays, a job separator tray and a work table.

PRODUCTIVITY

These digital multi-function systems are designed to rationalise office workflows, compatibly with the latest technological innovations.

The **Receive function** (multitask) supports simultaneous processing of print and fax jobs, which are queued in output.

The **Send function** (multisend) provides document scanning and direct transmission to multiple addresses via the Address book, which stores PC, fax and mail addresses for scan to PC, scan to fax and scan to mail procedures. The **Preview function** helps users check for errors by displaying previews of scans and copies. The powerful **80 GB hard disk** files documents in custom box mode, job box mode and polling mode.



PAPER CAPACITY maximum 2,200 sheets (including by-pass)



DUPLEX AUTOMATIC DOCUMENT FEED 70 sheets

ERGONOMICS

Great care has been given to ergonomic considerations. Innovative **pressure handles** make the paper trays easy to open. The **tiltable console**, which can be angled up to 35 degrees, avoid intolerant light reflections on the display, improve menu legibility and allow seated users to operate the devices.

The **compact protruberance-free** footprint permits installation also in narrow spaces. Function **LEDs** on the front of the machine indicate data reception status and alert the user to faults or errors requiring immediate intervention. The **internal paper tray** is always visible for continuous output control.

COMPARTMENT FOR PAPER CLIPS AND STAPLES

EASY ACCESS TO SCANNER FUNCTION

COMPARTMENT FOR CLOTH to keep the glass exposure surface clean

MACHINE STATUS LEDS

ADJUSTABLE CONTROL PANEL for easy operations on the consolle

ERGONOMIC HANDLES

200-sheet **GENERAL-PURPOSE INTERNAL TRAY**

ADDITIONAL PAPER FEEDERS 2 X 500 sheets

BY-PASS FUNCTION for different paper formats



ACCESS FOR EVERYONE



500-sheet **INTERNAL FINISHING UNIT**

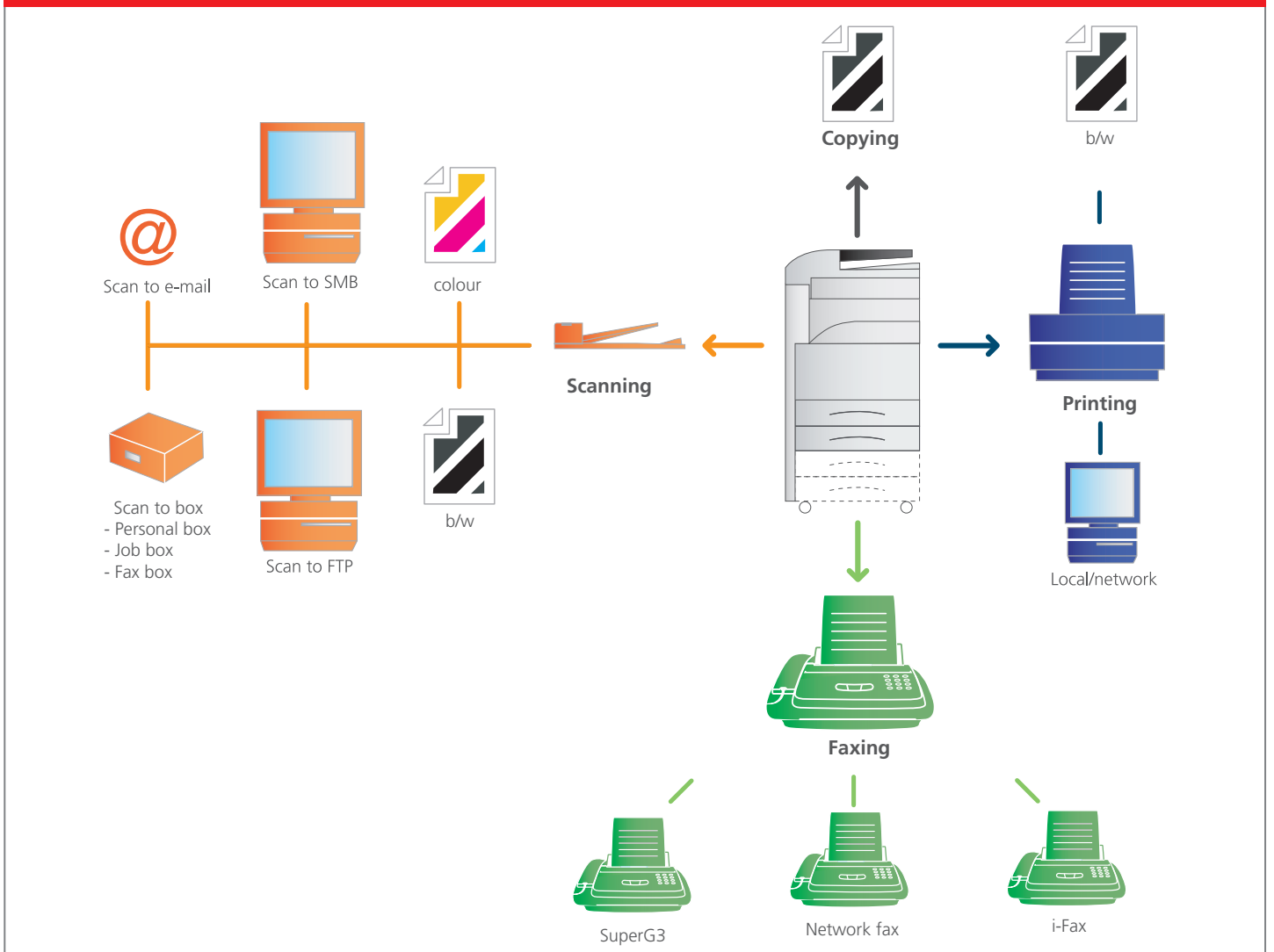
DATA SECURITY

In addition to the usual security can be equipped with functions such as user ID and password, the models complete a **Data Security kit** for data encryption and elimination of data from the Hard Disk on job completion. A **UG30 device** can be installed to create PDF files (using Adobe Reader 5.0 higher) with 128-bit encryption, which can be transmitted over the network and read only by users with an authorised access key.

CONNECTIVITY

Installation in networked environments allows the printer and colour scanner functions to be shared by multiple workstations, **optimising print queues**. Remote management of the finishing units means users can produce finished documents in a range of formats, from A6 to A3, without leaving their desks.

NETWORK SHARING





WIDE 8.5" COLOUR DISPLAY



USB PORT for direct printing from memory stick

PRACTICALITY

The Olivetti d-Copia 2500MF and d-Copia 3000MF feature a series of practical utilities to facilitate machine management. They include an intuitive control panel with document **preview function**, and an on-line help, whose console-guided procedure explains the operating functions of both models simply and clearly, in a variety of languages (6 standard languages, plus 1 optional).

Automatic recognition of mixed formats makes selection of copy settings quick and easy.

Documents can also be printed directly from USB memory sticks, avoiding the need for a PC.

SAVINGS

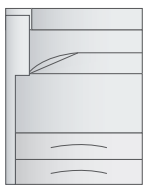
Technological innovation and superior performance, together with use of **long-lasting consumables**, make these models synonymous with reliability and reduction of waste.

Both devices are equipped with a 300,000-page drum and 20,000-page monocomponent toner.

PAPER HANDLING OPTIONS

Standard configuration

Two 500-sheet paper cassettes and one 200-sheet multi-purpose



Console configuration

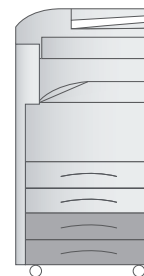
Pedestal with rollers



CP-2500MF/3000MF

Extended configuration

Two additional 500-sheet paper cassettes



PF-670

Automatic document feed

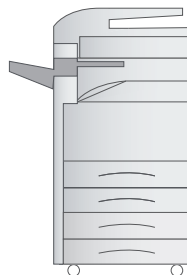
70 sheet Duplex



DP-670

Internal finishing unit

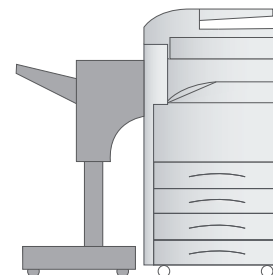
500 sheets



DF-670

Professional finishing unit

1,000 sheets



DF-730

GENERAL SPECIFICATIONS

GENERAL	Type desktop/console	Desktop	Power	220-240 Vca, 50/60 Hz
	Technology	Monocomponent, Single laser	Absorption	Maximum configuration: 1,370 W Print/copy: 560 W Stand-by: 160 W Power-saving mode: 8,7 W
	Resolution	600 x 600 dpi		
	Engine speed	d-Copia 2000MF: 25/12,5 ppm A4/A3 d-Copia 3000MF: 30/15 ppm A4/A3	Warm-up time	< 29 seconds
	Duplex	A3-A5 (60/80 g/m ²)	Noise level	d-Copia 2500MF: 64,7 dB(A) d-Copia 3000MF: 66,5 dB(A)
	Copy formats min/max	A6R/A3-11x17 - Folio	Dimensions (WxDxH)	570x620x767 mm
	Greyscale	256 levels	Weight	75 Kg
COPIER	Scanning system	Flat bed scanning by CCD Image Sensor	Original size	Sheets, Books, 3-D objects
			Copy format	A3R-A5R
	Printing method	Semiconductor laser and electrophotography	Paper capacity (80 gr/m²)	Cassette: 2 x 500 sheets Multi-purpose tray: 200 sheets
	First copy time	< 4,7 seconds	Copy weight	Tray: 60-120 g/m ² Bypass: 45-200 g/m ² Duplex: 60-80 g/m ²
	Continuous copy	Up to 999	Output capacity	Max. 250 sheets
	Memory	512 MB RAM (max 1 GB) 80 GB Hard Disk	Exposure mode	Manual/Auto
PRINTER	Print speed	d-Copia 2000MF: 25/12,5 ppm A4/A3 d-Copia 3000MF: 30/15 ppm A4/A3	Fonts	1 bitmap, 80 outline (PCL6), 136 PostScript (KPDL3) 45 types of mono-dimensional barcodes plus 1 two-dimensional (PDF-417), 79 outline
	CPU	PowerPC 750CX 400MHz	Interfaces	USB 2.0 (high speed), Fast Ethernet 10/100Base TX Network
	Resolution	1,200 dpi quality		
	Languages	PCL6 including PjL, KPDL3 (PostScript3 compatible), KC-GL, Line Printer, IBM PPX24E, Diablo 630, Epson LQ-850, PDF direct print	Operating Systems	Windows 95/98/Me/NT4.0/2000/2003/XP/Vista, Mac OS
			Stapling	Only with optional finishing units: DF-670 and DF-730
SCANNER	Scanning speed	50 opm in B/W (300 dpi) 30 opm in B/W (600 dpi) 15 opm in colour (600 dpi)	Interface	10/100Base-TX, TWAIN
	Resolution	600, 400, 300, 200 dpi	Compression method	Mono: G4 (MMR) Colour: JPEG
	Scan mode	Colour, B&W, Text, Photo, Draft, OCR		
	Max.scan size	A3	Functionality	Scan to SMB, scan to FTP, scan to e-mail, scan to Box, TWAIN, Box TWAIN
	Image format	Mono: TIFF/PDF Colour: JPEG, PDF (JPEG), High compressed PDF		
	Network protocol	TCP/IP	Hardware compatibility	IBM PC/AT
FAX (optional)	FAX system M		Memory	120 MB
	Resolution	600 x 600 dpi	Memory protection	60 minutes
	Compatibility	ITU-T Super G3	Paper capacity	100 sheets
	Feature	Internet Fax, network fax, delivery to document Box	Scan speed	30 spm
	Compression method	JBIG, MMR, MR, MH	One touch dialling/abbreviated	Yes / 600 max
	Modem speed	33.6 Kbps	Broadcasting	300 numbers max
	Transmission speed	< 3 seconds	Protect access code	100 max
	PAPER OPTIONS	Document Processor (DP-670)	B/W and colour scan Capacity: 75 sheets Original format:A3-A5R Original paper weight: 45-160 g/m ² (ADF)	Document Finisher (DF-670)
Paper Feeder unit (PF-670))		Capacity: 2 x 500 sheets Paper format: A3-A5R	Document Finisher (DF-730 + AK-670)	1,000-sheet A4 paper tray or 500-sheet A3 paper tray (64-128 g/m ²) Stapling: 1 position, 30 sheets A4 or 20 sheets A3/B4
Job separator (JS-670)		100-sheet internal tray (45-160 g/m ²) Paper format: A3-A5R	Pedestal (CP-2500MF)	

Product performances are referred to an appropriate use under optimal conditions. With the right to change technical specifications. The registered trademarks are the property of their respective owners. d-Copia 2500MF and d-Copia 3000MF are distributed by Olivetti S.p.A. (09/07) - Code: 26263-00